



Instructions for use

Thank you for choosing Elvie - we're pumped you're here.

It's our mission to create products that improve women's lives so we hope **Elvie Curve** makes a difference to yours.

Taking Care of Elvie Curve

Take Elvie Curve apart before cleaning or sterilizing.

Sterilizing (*before first use and subsequently once a day*):

Sterilize parts in boiling water for five minutes.

OR Suitable for microwave, steam, or cold water sterilizing methods.

Cleaning (*after every use*):

Wash parts with clean, soapy water. Rinse thoroughly.

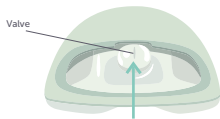
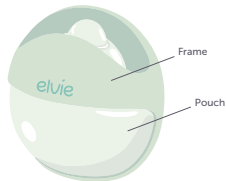
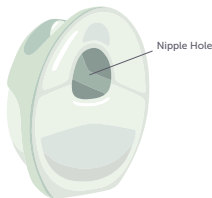
OR Place on the top shelf of the dishwasher.

Elvie Curve should be stored clean, dry, and fully assembled.

Using Elvie Curve

Starting a session:

1. Slot the Pouch into the Frame
2. Place your nipple in the center of the Nipple Hole, so it feels comfortable and it's not pushing against the inside of the Pouch
3. Press the Pouch to create suction. If the suction generated feels uncomfortable, gently press the Valve to open it and release pressure
4. Check your nipple is still central
5. Position and pull your nursing bra over Elvie Curve. Keep it firmly pressed against your breast with no gaps
6. If you feel the suction dropping, press the Pouch again to maintain suction and keep the milk flowing. You can do this through your bra. You may need to do this every couple of minutes – you'll learn what works best for you!
7. Be sure to keep an eye on the milk level to make sure it doesn't overflow



Finishing your session:

1. Press the Valve to open it and release pressure, then use your finger to break the seal around your nipple
2. Lie Elvie Curve on its front while you get ready to decant your milk
3. Elvie Curve is not designed to store milk. Pour milk through the Nipple Hole as shown to empty milk from the Pouch and Valve

Please note: Milk collected over extended periods and left at room temperature for too long should not be fed to your baby.



Safety and Warranty

Indications for Use:

'Elvie Curve' is a non-powered breast pump to be used by lactating women to express and collect milk from their breasts. 'Elvie Curve' is intended for a single user.

Materials:

Pouch: Silicone, Frame: Polypropylene

Safety and Warnings:

- Inspect for damage prior to first use and after every use
- Do not store wet or damp parts, as mold may develop
- Do not drop or insert any foreign object into any openings of the device
- If the package appears damaged or tampered with before use, do not use and contact our customer care team

- Keep Elvie Curve away from heat sources and do not expose to open flame or excessive heat
- Elvie Curve should not be used while lying down, engaging in strenuous exercise or during activities with risk of harm
- Do not wear Elvie Curve when not actively pumping with the product
- Do not use Elvie Curve when driving or operating heavy machinery
- Do not pump until after giving birth as breast pumping can induce labor
- Only use Elvie Curve for its intended use as described in this manual

Warranty

Elvie Curve is backed by a voluntary limited manufacturer's warranty against any defects in materials and/or workmanship, when used in accordance with the product instructions: for 90 days from the date of original purchase ("Warranty Period"). This warranty is provided free of charge and is separate to any rights provided under consumer laws or regulations in the country of purchase. It does not exclude, limit or affect any consumer rights or legal claims arising from national laws on the sale of consumer products. This warranty is governed by and constructed under the laws in which the product purchase took place. This warranty does not cover cosmetic deterioration, damage caused by general wear and tear, physical or natural destruction, accident, misuse, modification, neglect or other external causes. This is a single-user product. Use by more than one person may present a health risk and voids the warranty. The warranty does not cover purchases from non-authorized resellers. Any warranty claims must be supported by reasonable evidence, including proof of date of purchase, alongside these warranty conditions. If you experience an issue or identify any defects with your Elvie Curve within the Warranty Period please notify Chiaro Technology Limited ("Chiaro") at questions@elvie.com. Chiaro reserves the right to investigate the cause of the defect and may exercise its discretion in determining whether or not to replace the Product or any relevant parts free of charge. In the event that Chiaro decides to provide a replacement, any replacement will not extend the life of this warranty.

Chiaro's sole responsibility and liability for any breach of this limited warranty is limited to the replacement of any product that does not comply with the foregoing warranty.

Please keep your proof of purchase in the event that you need to contact Elvie customer care for warranty services.

Labels



Food safety



Recycling symbol



Consult Instructions for use



Manufacturer



Date of manufacture



Lot number

Manufactured and Distributed by Chiaro Technology Limited

Model number: EC01

Document number: EL-S-0014-01

